





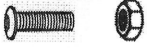

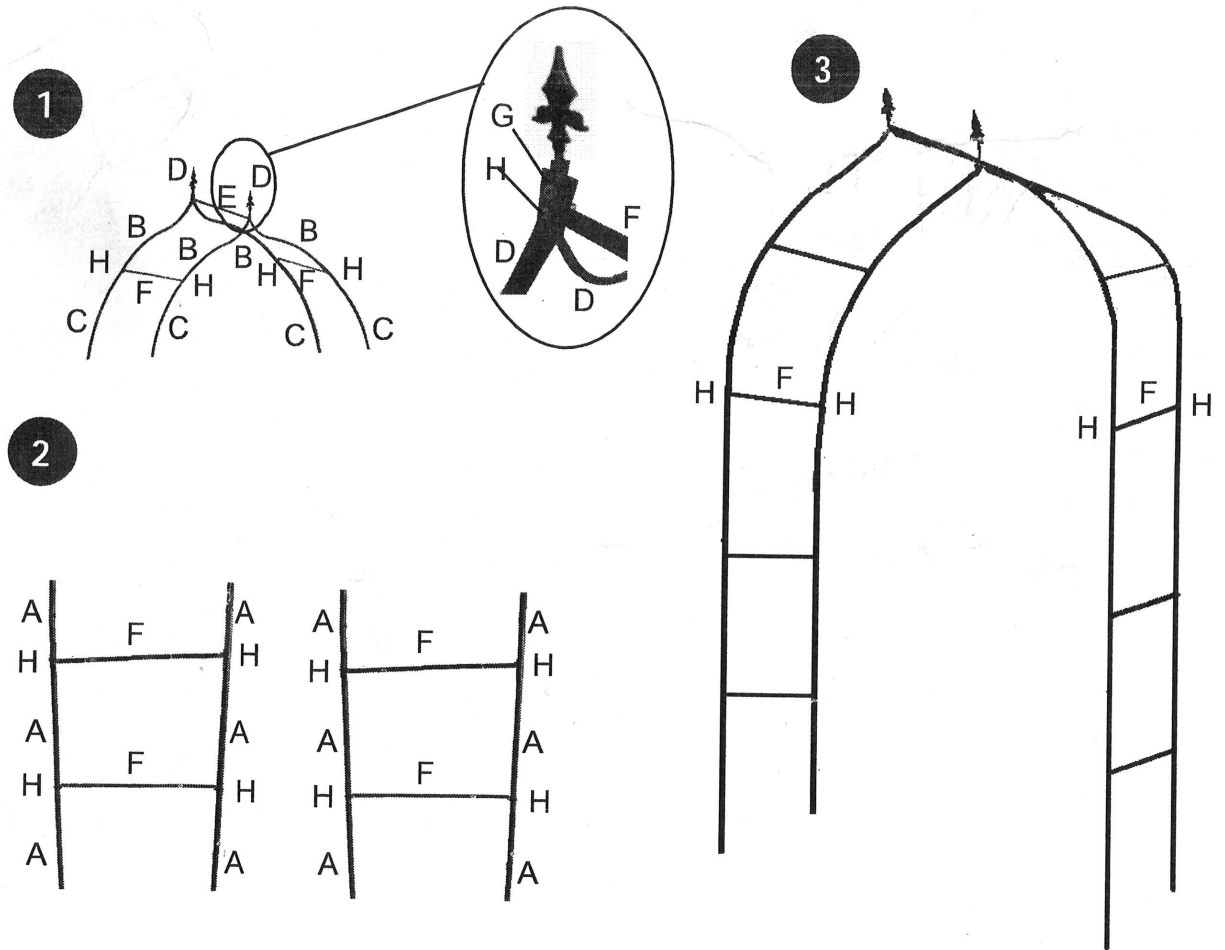


# Assembly Instructions for OS 0082D

## Part List

NO.	Part Image	Part Name	QTY
A(1)		upright pole	12
B(2)		side bending tube	4
C(3)		top bending tube	4
D(4)		spire	2
E(5)		top connecting slice	1
F(6)		connecting slice with two bent ends	8
G(7)		short screw	2
H		long screw	18



Caution: 1, Two persons at least.  
 2, Assembled on the flat ground.  
 3, Make sure the under connecting is fastening before connect the upper part.